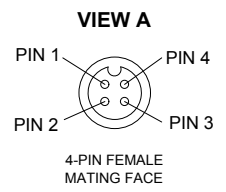
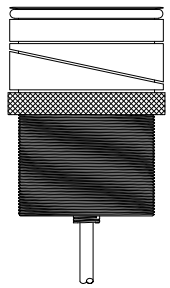
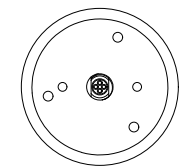
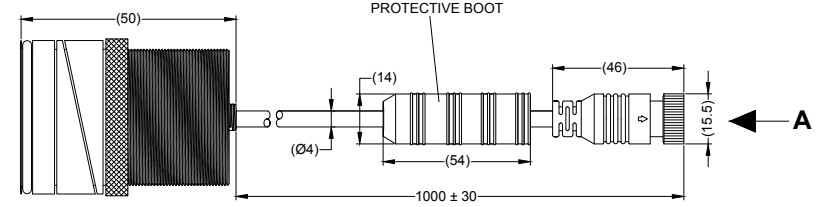
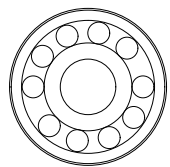
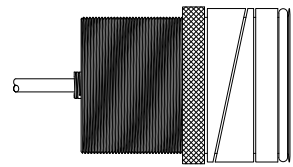
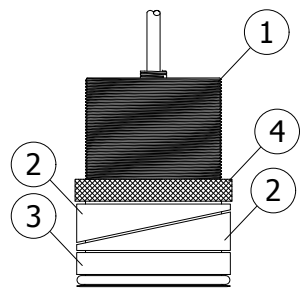
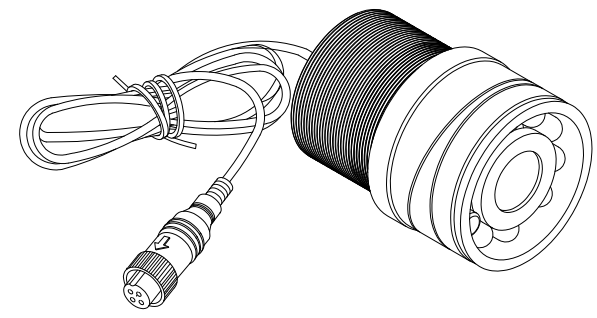


Revision Notes.				
R1 -				
APA: -	Drawn:-	Checked:-	Approved:-	Date: -



PIN #	WIRE COLOUR	DESCRIPTION
1	RED	12 VDC
2	BLACK	GROUND
3	N/A	N/A
4	YELLOW	VIDEO

ITEM	PART NO.	QTY	MODEL / DESCRIPTION
1	(3554B)	1	VBV-485C-C CAMERA ONLY
2	(4566)	2	VBV-48XC-AS ANGLED SPACER
3	(4567)	1	VBV-48XC-SP SPACER
4	(4568)	1	VBV-48XC-SSP SECURING SPACER
5	(3551B)	1	VBV-48XC-IG INSTALLATION GUIDE (NOT SHOWN)

- NOTES:**
- REFER TO COMPONENT DRAWINGS FOR COMPONENTS DETAILS.
 - PURCHASE ORDER TO DEFINE PACKAGING VARIANT.
 - FOR LABEL AND PACKAGING INFORMATION REFER TO MASTER BOM.

PROPRIETARY NOTICE
 THIS DESIGN AND TECHNICAL INFORMATION APPEARING ON THIS DRAWING IS THE PROPERTY OF BRIGADE ELECTRONICS, AND IS DISCLOSED IN CONFIDENCE. IT IS NOT TO BE COPIED, REPRODUCED, REVEALED TO OR EXPROPRIATED BY OTHERS, EITHER IN WHOLE OR IN PART WITHOUT THE EXPRESS WRITTEN CONSENT OF BRIGADE ELECTRONICS.



Assembly Pl Approval YILING ZHANG	Approved by B. JOHN	Checked by W. BEAZLEY	Drawn by L. PILLAY
Angle of Projection 	Units mm	Scale N/A	Released 13/12/16
Status RELEASED	VBV-485C		
Part No 2199C	BE-003510-00-16		